



Aubrieta hybrida







Central Europe



Audrey

© 2020 Syngenta. All rights reserved. The publication and its content is proprietary to Syngenta. It may not be photocopied or reproduced in any form. Product names marked ® or ™, Syngenta Flowers, the SYNGENTA Wordmark and the SYNGENTA Logo are trademarks of a Syngenta Group Company. Syngenta has exercised reasonable care and skill in compiling this publication. All data in this brochure is intended for general guidance only and the user should apply it only for the purposes for which it has been created and in accordance with his own knowledge and experience of local conditions. Syngenta cannot accept any liability in connection with this advice.

Finished Plant *Aubrieta hybrida*

Series 	Type 	Leaf colour 	Pot size 	Plants/pot	Potting week	Flowering weeks
Audrey	seed	green	10,5-13 cm	1	35-45	Febr - March

Calendar Week	35	37	39	41	43	45	47	49	51	1	3	5	7	9	11	13	15	17	19	21
	P														F	F				
		P													F	F				
			P												F	F				
				P										F	F					
					P									F	F					
						P								F	F					

 Outside
 Inside

Cultivation Advice

Potting week doesn't influence flowering week, early weeks for bigger pots - late weeks for growing indoor. If grown outside cover plants to prevent losses at temperatures below minus 5° - Remove cover as soon as possible at temperature above 0°C. Use 1.5 – 2.0 kg/m³ of slow release fertilizer as a base level.



Pests

Aphids



Diseases

Albugo rust, Botrytis



Spacing

Before winter rest pots should not be filled completely. Spacing can be done just before grow starts again end of winter.



Irrigation

Alpine Spring Perennial: don't grow too wet, plants can handle dry phases



PGR Applications

Daminozide (Alar, B-Nine),
Chlormequat (Cycocel)






Recommendations

Culture guideline subject to temperature





Culture week	1	3	5	7	9	11	13	15	17	19	21	23	25	27
Handling	P								F	F	F	F	F	F
Temperature D/N	protect against frost													
Light	not required													
Shading	☀ after hardening off plants can handle full sunlight													
Humidity	< 80 %													
Moisture	2 - 3													
pH	5,5 - 6,5													
EC growing medium	1,25 - 1,50 mS/cm													
EC feeding in mS/cm	1.5 - 2.0 mS/cm													
Fertilizer	N : K 1 : 2													

Legend







Soil moisture level

	5 saturated: water is easily observed. When the substrate is touched, water moves out freely from top to bottom.
	4 wet: water is not easily observed. When the substrate is touched, there is very little movement of water from top to bottom.
	3 moist: the substrate is black but not glistening. When the substrate is touched, there is water, but virtually no water movement.
	2 medium: the substrate turns from dark to medium brown. There is no water movement when touched.
	1 dry: the substrate changed color to very light brown.








Culture stages Cuttings / Seeds

	callus development / germ1, radicle emergence
	root development / germ2, cotyledon expansion
	leaf development / plug bulking
	plug finishing / plug finishing










EC zones feeding mS/cm

	1 0,5–1,0 mS/cm
	2 1,0–1,5 mS/cm
	3 1,5–2,0 mS/cm
	4 2,0–2,5 mS/cm
	5 2,5–3,0 mS/cm
	6 3,0–3,5 mS/cm







EC zones growing medium mS/cm (Sonneveld 1:1,5)

	1 0,5–0,75 mS/cm
	2 0,75–1,0 mS/cm
	3 1,0–1,25 mS/cm
	4 1,25–1,5 mS/cm
	5 1,5–1,75 mS/cm
	6 1,75–2,0 mS/cm
	7 2,0–2,25 mS/cm




Temperature zones

	1 0–5°C
	2 5–8°C
	3 8–12°C
	4 12–14°C
	5 14–16°C
	6 16–18°C
	7 18–20°C
	8 20–22°C
	9 >22°C

Light zones

	1 total darkness
	2 short day <12 h/short day treatment
	3 shaded
	4 no-shading / natural light
	5 supplemental light > 14 h/long day treatment
	6 night interruption

Shading

	1 shading > 250 W/m2
	2 shading > 450 W/m2
	3 shading > 750 W/m2

ST	sticking URC	PC	plastic cover
RD	root development	L	lift cover
SC₀	sowing no Vermiculite cover	G	gapping
SC₁	sowing plus light Vermiculite cover	TP	transplanting
SC₂	sowing plus medium Vermiculite cover	T	ypl transplanting
SC₃	sowing plus thick Vermiculite cover	C	cover to protect from frost
RE	radicle emergence	PGR	PGR treatment (spray)
Cot	cotyledon	PD	PGR treatment (drench) or heavy spray
M₁	mist day and night	>	pinch
M₂	mist day – dry night	DB	disbud
W	end mist	P	potting
FC	fleece cover	S	spacing
PC	plastic cover	F	flowering
		LF	leaf removal and maintenance