



Catharanthus roseus

Cora-Cora XDR-Cora Cascade-
Sunstorm®








Central Europe
North Europe
South Europe



Sunstorm®
Cora
Cora XDR
Cora Cascade


© 2019 Syngenta. All rights reserved. The publication and its content is proprietary to Syngenta. It may not be photocopied or reproduced in any form. Product names marked © or ™, Syngenta Flowers, the SYNGENTA Wordmark and the SYNGENTA Logo are trademarks of a Syngenta Group Company. Syngenta has exercised reasonable care and skill in compiling this publication. All data in this brochure is intended for general guidance only and the user should apply it only for the purposes for which it has been created and in accordance with his own knowledge and experience of local conditions. Syngenta cannot accept any liability in connection with this advice.

Finished Plant Sunstorm® 10.5 cm pot






Series 	Type 	Leaf colour 	Pot size 	Plants/m ² finished 
Cora	medium	green	12-14 cm	50-30 plants/m ²
Cora XDR	medium	green	12-14 cm	50-30 plants/m ²
Cora Cascade	vigorous	green	Hanging Baskets	10 plants/m ²
Sunstorm®	compact	green	Packs-10.5 cm	100-50 plants/m ²

Remarks

Cora and Cora XDR are aerial Phytophthora resistant. Sunstorm® has no resistance. As Catharanthus needs light and heat, later weeks 12 and onwards are recommended. Temperature and light can change growing time from 1 to 2 weeks.




Finished Plant Cora and Cora XDR 12 to 14 cm pot






Series 	Type 	Leaf colour 	Pot size 	Plants/m ² finished 
Cora	medium	green	12-14 cm	50-30 plants/m ²
Cora XDR	medium	green	12-14 cm	50-30 plants/m ²
Cora Cascade	vigorous	green	Hanging Baskets	10 plants/m ²
Sunstorm®	compact	green	Packs-10.5 cm	100-50 plants/m ²

Remarks

Cora and Cora XDR are aerial Phytophthora resistant. Sunstorm® has no resistance. As Catharanthus needs light and heat, later weeks 12 and onwards are recommended. Temperature and light can change growing time from 1 to 2 weeks.




Finished Plant Cora Cascade 27 cm Hanging Basket

Series 	Type 	Leaf colour 	Pot size 	Plants/m ² finished 
Cora	medium	green	12-14 cm	50-30 plants/m ²
Cora XDR	medium	green	12-14 cm	50-30 plants/m ²
Cora Cascade	vigorous	green	Hanging Baskets	10 plants/m ²
Sunstorm®	compact	green	Packs-10.5 cm	100-50 plants/m ²

Remarks

Cora and Cora XDR are aerial Phytophthora resistant. Sunstorm® has no resistance. As Catharanthus needs light and heat, later weeks 12 and onwards are recommended. Temperature and light can change growing time from 1 to 2 weeks.



Cultivation Advice

Cora and new generation Cora XDR are aerial Phytophthora resistant. Prefer Cora and Cora XDR in 12-14 cm pot, they can express all their potential in a 14 cm pot. Cora XDR is the most resistant to Phytophthora, up to 10 strains.

Prefer Sunstorm® for packs and 10.5 cm pots.

Young plants with one seeds will bring earliness versus young plants with multiple seeds. Young plants with multiple seeds help to reach the volume in a shorter time.



Fertilization & Substrate

Catharanthus prefers a well drained substrate.



Diseases

Phytophthora (except Cora/Cora XDR), Thielaviopsis, Rhizoctonia, Pythium, Botrytis, Fusarium are common diseases.



Pests

Thrips



Light

Catharanthus prefers full light.



PGR Applications

PGR not needed. Bonzi is efficient on Catharanthus at an early stage. Please check the products are registered in your country before using them.






Recommendations

Culture guideline at optimum average daily temperature of 18°C





Culture week	1	2	3	4	5	6	7	8	9	10	11	12
Handling	P		S									
Temperature D/N	18-20°C		14-16°C									
Light	☀											
Shading	>750W/m ²											
Humidity	40-60%											
Moisture	3											
pH	5,5-6,0											
EC growing medium	1.0-1.5 mS/cm											
EC feeding in mS/cm	1.0-1.25 mS/cm						1.25-1.5 mS/cm					
Fertilizer	N : K 1 : 1						N : K 1 : 1,5					

Legend







Soil moisture level

	5 saturated: water is easily observed. When the substrate is touched, water moves out freely from top to bottom.
	4 wet: water is not easily observed. When the substrate is touched, there is very little movement of water from top to bottom.
	3 moist: the substrate is black but not glistening. When the substrate is touched, there is water, but virtually no water movement.
	2 medium: the substrate turns from dark to medium brown. There is no water movement when touched.
	1 dry: the substrate changed color to very light brown.








Culture stages Cuttings / Seeds

	callus development / germ1, radicle emergence
	root development / germ2, cotyledon expansion
	leaf development / plug bulking
	plug finishing / plug finishing










EC zones feeding mS/cm

	1 0,5-1,0 mS/cm
	2 1,0-1,5 mS/cm
	3 1,5-2,0 mS/cm
	4 2,0-2,5 mS/cm
	5 2,5-3,0 mS/cm
	6 3,0-3,5 mS/cm







EC zones growing medium mS/cm (Sonneveld 1:1,5)

	1 0,5-0,75 mS/cm
	2 0,75-1,0 mS/cm
	3 1,0-1,25 mS/cm
	4 1,25-1,5 mS/cm
	5 1,5-1,75 mS/cm
	6 1,75-2,0 mS/cm
	7 2,0-2,25 mS/cm




Temperature zones

	1 0-5°C
	2 5-8°C
	3 8-12°C
	4 12-14°C
	5 14-16°C
	6 16-18°C
	7 18-20°C
	8 20-22°C
	9 >22°C

Light zones

	1 total darkness
	2 short day <12 h/short day treatment
	3 shaded
	4 no-shading / natural light
	5 supplemental light > 14 h/long day treatment
	6 night interruption

Shading

	1 shading > 250 W/m ²
	2 shading > 450 W/m ²
	3 shading > 750 W/m ²

ST	sticking URC
RD	root development
SC₀	sowing no Vermiculite cover
SC₁	sowing plus light Vermiculite cover
SC₂	sowing plus medium Vermiculite cover
SC₃	sowing plus thick Vermiculite cover
RE	radicle emergence
Cot	cotyledon
M₁	mist day and night
M₂	mist day – dry night
W	end mist
FC	fleece cover
PC	plastic cover

PC	plastic cover
L	lift cover
G	gapping
TP	transplanting
T	ypl transplanting
C	cover to protect from frost
PGR	PGR treatment (spray)
PD	PGR treatment (drench) or heavy spray
>C	pinch
DB	disbud
P	potting
S	spacing
F	flowering
LF	leaf removal and maintenance